




SilverStone LC10M VFD/IR Hardware Installation Guide




1. Insert the 4 pin USB connector from the VFD/IR module to your motherboard's USB pin header. You can also use the included USB adapter to connect to an external USB port if you ran out of internal USB pin headers on the motherboard



2. From the front panel VFD/IR module, locate two female single wire leads colored in black and red. The black wire should have the connector labeled, "GND"



3. Refer to your motherboard manual and connect the two wire leads to "power switch" or "power button" on the motherboard's front panel pin headers



4. Connect your power switch connector from the front panel to the dual pin header from the VFD/IR module



5. Finally, connect the 4 pin power connector from the VFD/IR module to your power supply's floppy power cable.